

Trapez Grubu

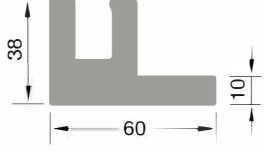
Trapeze Group

TRAPEZ ÇATI (PARELEL SİSTEMİ) / TRAPEZ ROOF (PARALLEL SYSTEM)

Profil Şekli / Drawing

Kod / Code

Teknik Özellikler / Technical Specifications



3397
Trapez Çatı
Mesnet Profili
ROOF SUPPORT PROFILE

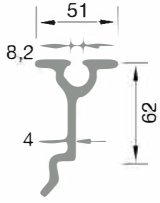
Teorik Ağırlık (Kg/mt.)
Theoretical Weight (Kg/mt.)

3.210

Statik Değer
Statics

Jxx : 11.08 cm⁴

Jyy : 33.69 cm⁴



6488
Trapez Çatı
Kitleme Profili
ROOF LOCKING PROFILE

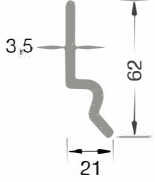
Teorik Ağırlık (Kg/mt.)
Theoretical Weight (Kg/mt.)

1.960

Statik Değer
Statics

Jxx : 49.71 cm⁴

Jyy : 6.54 cm⁴



6489
Trapez Çatı
Kitleme Profili
ROOF LOCKING PROFILE

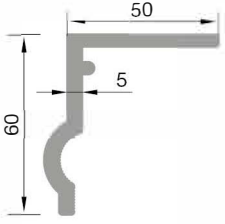
Teorik Ağırlık (Kg/mt.)
Theoretical Weight (Kg/mt.)

0.800

Statik Değer
Statics

Jxx : 8.53 cm⁴

Jyy : 0.30 cm⁴



3992
Trapez Çatı
Kitleme Profili
ROOF LOCKING PROFILE

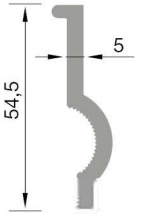
Teorik Ağırlık (Kg/mt.)
Theoretical Weight (Kg/mt.)

1.770

Statik Değer
Statics

Jxx : 25.45 cm⁴

Jyy : 4.74 cm⁴



3993
Trapez Çatı
Kitleme Profili
ROOF LOCKING PROFILE

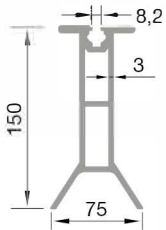
Teorik Ağırlık (Kg/mt.)
Theoretical Weight (Kg/mt.)

0.860

Statik Değer
Statics

Jxx : 0.20 cm⁴

Jyy : 7.80 cm⁴



6801
Trapez Çatı
Kitleme Profili
ROOF LOCKING PROFILE

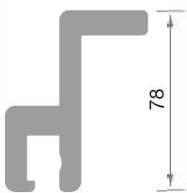
Teorik Ağırlık (Kg/mt.)
Theoretical Weight (Kg/mt.)

4.000

Statik Değer
Statics

Jxx : 345.78 cm⁴

Jyy : 36.75 cm⁴



8308
Trapez Çatı
Mesnet Profili
ROOF SUPPORT PROFILE

Teorik Ağırlık (Kg/mt.)
Theoretical Weight (Kg/mt.)

3.955

Statik Değer
Statics

Jxx : 104.10 cm⁴

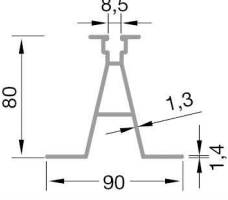
Jyy : 13.34 cm⁴

TRAPEZ ÇATI (PARELEL SİSTEMİ) / TRAPEZ ROOF (PARALLEL SYSTEM)

Profil Şekli / Drawing

Kod / Code

Teknik Özellikler / Technical Specifications



6960
80'lik Trapez Çatı Profili
80'S ROOF PROFILE

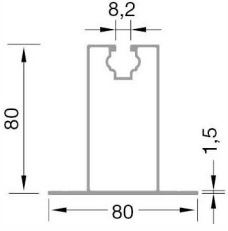
Teorik Ağırlık (Kg/mt.)
Theoretical Weight (Kg/mt.)

1.035

Statik Değer
Statics

Jxx : 28.96 cm⁴

Jyy : 11.14 cm⁴



8070
80'lik Trapez Çatı Profili
80'S ROOF PROFILE

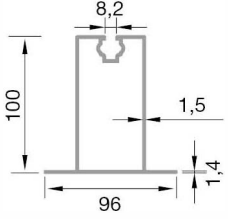
Teorik Ağırlık (Kg/mt.)
Theoretical Weight (Kg/mt.)

1.295

Statik Değer
Statics

Jxx : 42.73 cm⁴

Jyy : 15.10 cm⁴



8229
100'lük Trapez Çatı Profili
100'S ROOF PROFILE

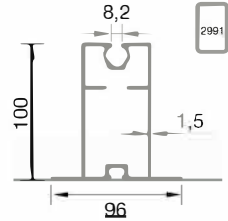
Teorik Ağırlık (Kg/mt.)
Theoretical Weight (Kg/mt.)

1.600

Statik Değer
Statics

Jxx : 76.84 cm⁴

Jyy : 26.45 cm⁴



7371
100'lük Trapez Çatı Profili
100'S ROOF PROFILE

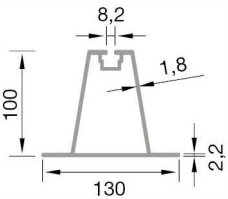
Teorik Ağırlık (Kg/mt.)
Theoretical Weight (Kg/mt.)

1.770

Statik Değer
Statics

Jxx : 89.32 cm⁴

Jyy : 31.28 cm⁴



6786
100'lük Trapez Çatı Profili
100'S ROOF PROFILE

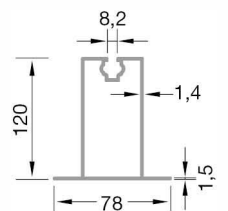
Teorik Ağırlık (Kg/mt.)
Theoretical Weight (Kg/mt.)

2.120

Statik Değer
Statics

Jxx : 117.45 cm⁴

Jyy : 70.08 cm⁴



6976
120'lik Trapez Çatı Profili
120'S ROOF PROFILE

Teorik Ağırlık (Kg/mt.)
Theoretical Weight (Kg/mt.)

1.540

Statik Değer
Statics

Jxx : 109.68 cm⁴

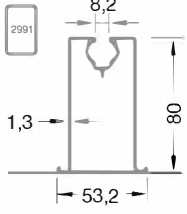
Jyy : 18.98 cm⁴

TRAPEZ ÇATI (PARELEL SİSTEMİ) / TRAPEZ ROOF (PARALLEL SYSTEM)

Profil Şekli / Drawing

Kod / Code

Teknik Özellikler / Technical Specifications



3673
80'lık Aşık Profili
80'S PURLIN PROFILE

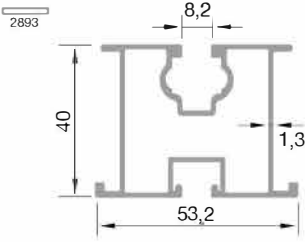
Teorik Ağırlık (Kg/mt.)
Theoretical Weight (Kg/mt.)

1.130

Statik Değer
Statics

Jxx : 36.18 cm⁴

Jyy : 10.79 cm⁴



3675
40'lık Aşık Profili
40'S PURLIN PROFILE

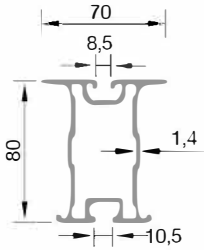
Teorik Ağırlık (Kg/mt.)
Theoretical Weight (Kg/mt.)

1.000

Statik Değer
Statics

Jxx : 7.48 cm⁴

Jyy : 7.75 cm⁴



6955
80'lık Aşık Profili
80'S PURLIN PROFILE

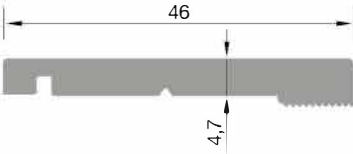
Teorik Ağırlık (Kg/mt.)
Theoretical Weight (Kg/mt.)

1.465

Statik Değer
Statics

Jxx : 51.04 cm⁴

Jyy : 15.65 cm⁴



3674
Kilitleme Klipsi
CORNER LOCKING CONNECTOR

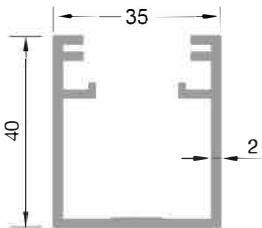
Teorik Ağırlık (Kg/mt.)
Theoretical Weight (Kg/mt.)

0.610

Statik Değer
Statics

Jxx : 0.04 cm⁴

Jyy : 4 cm⁴



8184
Çatı Alt Aparat Profili
ROOF SUB-APPARATUS PROFILE

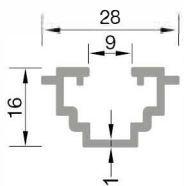
Teorik Ağırlık (Kg/mt.)
Theoretical Weight (Kg/mt.)

0.690

Statik Değer
Statics

Jxx : 4.74 cm⁴

Jyy : 5.22 cm⁴



8185
Çatı Alt Aparat ve
Aşık Kitleme Profili
ROOF SUB-APPARATUS PROFILE AND
CORNER LOCKING PROFILE

Teorik Ağırlık (Kg/mt.)
Theoretical Weight (Kg/mt.)

0.290

Statik Değer
Statics

Jxx : 0.28 cm⁴

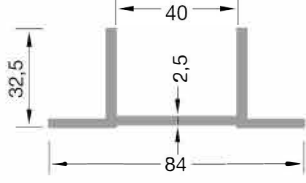
Jyy : 0.65 cm⁴

TRAPEZ ÇATI (PARELEL SİSTEMİ) / TRAPEZ ROOF (PARALLEL SYSTEM)

Profil Şekli / Drawing

Kod / Code

Teknik Özellikler / Technical Specifications



2064
Bağlantı Profili
GIRDER CONNECTOR

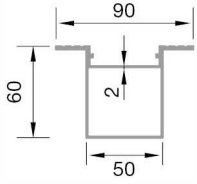
Teorik Ağırlık (Kg/mt.)
Theoretical Weight (Kg/mt.)

1.100

Statik Değer
Statics

Jxx : 20.85 cm⁴

Jyy : 3.79 cm⁴



3452
Montaj Profili
MOUNTING PROFILE

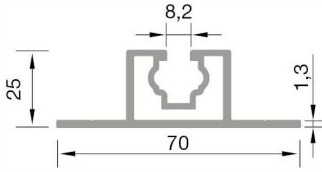
Teorik Ağırlık (Kg/mt.)
Theoretical Weight (Kg/mt.)

1.400

Statik Değer
Statics

Jxx : 23.50 cm⁴

Jyy : 26.50 cm⁴



4142
25'lik Trapez Çatı Profili
25'S ROOF PROFILE

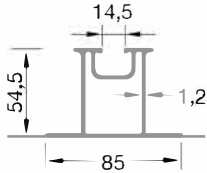
Teorik Ağırlık (Kg/mt.)
Theoretical Weight (Kg/mt.)

0.710

Statik Değer
Statics

Jxx : 2.07 cm⁴

Jyy : 5.83 cm⁴



8227
55'lik Trapez Çatı Profili
55'S ROOF PROFILE

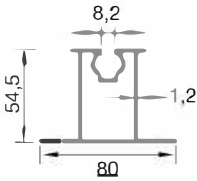
Teorik Ağırlık (Kg/mt.)
Theoretical Weight (Kg/mt.)

0.990

Statik Değer
Statics

Jxx : 15.31 cm⁴

Jyy : 13.11 cm⁴



3911
55'lik Trapez Çatı Profili
55'S ROOF PROFILE

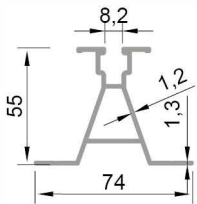
Teorik Ağırlık (Kg/mt.)
Theoretical Weight (Kg/mt.)

0.990

Statik Değer
Statics

Jxx : 16.02 cm⁴

Jyy : 10.85 cm⁴



4029
55'lik Trapez Çatı Profili
55'S ROOF PROFILE

Teorik Ağırlık (Kg/mt.)
Theoretical Weight (Kg/mt.)

0.810

Statik Değer
Statics

Jxx : 11.05 cm⁴

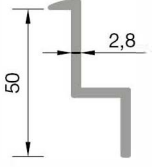
Jyy : 5.96 cm⁴

PANEL TUTUCU APARATLARI / PANEL HOLDER APPARATUS

Profil Şekli / Drawing

Kod / Code

Teknik Özellikler / Technical Specifications



4339
50'lik Kenar Tutucu
50's End Clamp

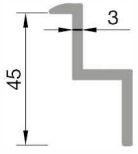
Teorik Ağırlık (Kg/mt.)
Theoretical Weight (Kg/mt.)

0.590

Statik Değer
Statics

Jxx : 5.76 cm⁴

Jyy : 0.35 cm⁴



4360
45'lik Kenar Tutucu
45's End Clamp

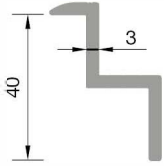
Teorik Ağırlık (Kg/mt.)
Theoretical Weight (Kg/mt.)

0.590

Statik Değer
Statics

Jxx : 4.78 cm⁴

Jyy : 0.32 cm⁴



4361
40'lik Kenar Tutucu
40's End Clamp

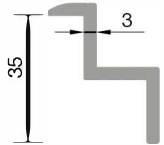
Teorik Ağırlık (Kg/mt.)
Theoretical Weight (Kg/mt.)

0.565

Statik Değer
Statics

Jxx : 4.09 cm⁴

Jyy : 0.29 cm⁴



4362
35'lik Kenar Tutucu
35's End Clamp

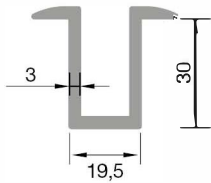
Teorik Ağırlık (Kg/mt.)
Theoretical Weight (Kg/mt.)

0.525

Statik Değer
Statics

Jxx : 3.20 cm⁴

Jyy : 0.25 cm⁴



4363
Orta Tutucu
Middle Clamp

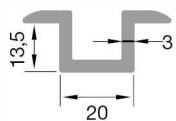
Teorik Ağırlık (Kg/mt.)
Theoretical Weight (Kg/mt.)

0.765

Statik Değer
Statics

Jxx : 3.68 cm⁴

Jyy : 2.36 cm⁴



4144
Orta Tutucu
Middle Clamp

Teorik Ağırlık (Kg/mt.)
Theoretical Weight (Kg/mt.)

0.530

Statik Değer
Statics

Jxx : 0.64 cm⁴

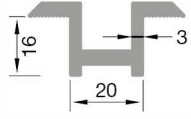
Jyy : 1.89 cm⁴

PANEL TUTUCU APARATLARI / PANEL HOLDER APPARATUS

Profil Şekli / Drawing

Kod / Code

Teknik Özellikler / Technical Specifications



8068
Orta Tutucu
Middle Clamp

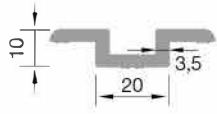
Teorik Ağırlık (Kg/mt.)
Theoretical Weight (Kg/mt.)

0.675

Statik Değer
Statics

Jxx : 0.98 cm⁴

Jyy : 2.61 cm⁴



7945
Orta Tutucu
Middle Clamp

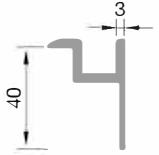
Teorik Ağırlık (Kg/mt.)
Theoretical Weight (Kg/mt.)

0.505

Statik Değer
Statics

Jxx : 0.20 cm⁴

Jyy : 2.49 cm⁴



4143
40'lık Kenar Tutucu
40's End Clamp

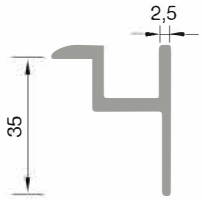
Teorik Ağırlık (Kg/mt.)
Theoretical Weight (Kg/mt.)

0.575

Statik Değer
Statics

Jxx : 3.06 cm⁴

Jyy : 0.86 cm⁴



8262
35'lik Kenar Tutucu
35's End Clamp

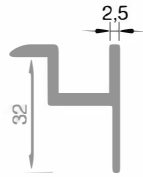
Teorik Ağırlık (Kg/mt.)
Theoretical Weight (Kg/mt.)

0.515

Statik Değer
Statics

Jxx : 2.41 cm⁴

Jyy : 0.67 cm⁴



8263
32'lik Kenar Tutucu
32's End Clamp

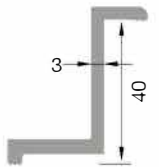
Teorik Ağırlık (Kg/mt.)
Theoretical Weight (Kg/mt.)

0.505

Statik Değer
Statics

Jxx : 0.61 cm⁴

Jyy : 2.15 cm⁴



7913
40'lık Kenar Tutucu
40's End Clamp

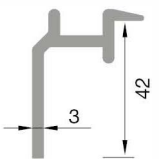
Teorik Ağırlık (Kg/mt.)
Theoretical Weight (Kg/mt.)

0.680

Statik Değer
Statics

Jxx : 6.80 cm⁴

Jyy : 0.79 cm⁴



8108
42'lik Kenar Tutucu
42's End Clamp

Teorik Ağırlık (Kg/mt.)
Theoretical Weight (Kg/mt.)

0.690

Statik Değer
Statics

Jxx : 5.15 cm⁴

Jyy : 1.01 cm⁴

Çatı Montaj Grubu

Roof Installation Group

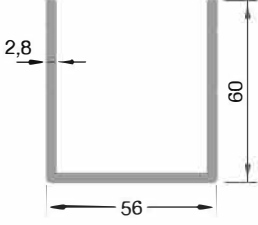


ÇATI MONTAJ GRUBU / ROOF INSTALLATION GROUP

Profil Şekli / Drawing

Kod / Code

Teknik Özellikler / Technical Specifications



3451
"U" Profil
"U" PROFILE

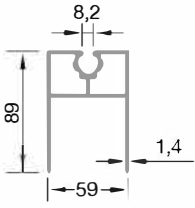
Teorik Ağırlık (Kg/mt.)
Theoretical Weight (Kg/mt.)

1.310

Statik Değer
Statics

Jxx : 18.12 cm⁴

Jyy : 26.62 cm⁴



3672
Çatı Kiriş Profili
ROOF BEAM PROFILE

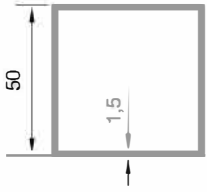
Teorik Ağırlık (Kg/mt.)
Theoretical Weight (Kg/mt.)

1.410

Statik Değer
Statics

Jxx : 31.23 cm⁴

Jyy : 25.07 cm⁴



2873
50'lik Kutu Profil
50's Box Profile

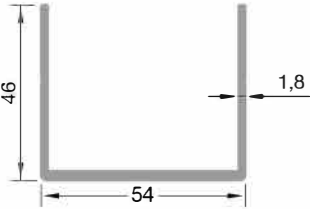
Teorik Ağırlık (Kg/mt.)
Theoretical Weight (Kg/mt.)

0.810

Statik Değer
Statics

Jxx : 11.42 cm⁴

Jyy : 11.42 cm⁴



6959
"U" Profil
"U" Profile

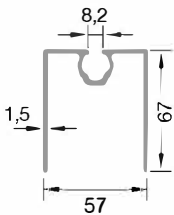
Teorik Ağırlık (Kg/mt.)
Theoretical Weight (Kg/mt.)

0.810

Statik Değer
Statics

Jxx : 6.42 cm⁴

Jyy : 13.93 cm⁴



6958
Çatı Kiriş Profili
ROOF BEAM PROFILE

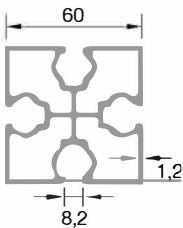
Teorik Ağırlık (Kg/mt.)
Theoretical Weight (Kg/mt.)

0.940

Statik Değer
Statics

Jxx : 14.14 cm⁴

Jyy : 17.49 cm⁴



8228
Sigma Profil
SIGMA PROFILE

Teorik Ağırlık (Kg/mt.)
Theoretical Weight (Kg/mt.)

1.610

Statik Değer
Statics

Jxx : 21.10 cm⁴

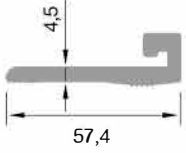
Jyy : 21.10 cm⁴

ÇATI MONTAJ GRUBU / ROOF INSTALLATION GROUP

Profil Şekli / Drawing

Kod / Code

Teknik Özellikler / Technical Specifications



4314
Aşık Kilitleme Klipsi
CORNER LOCKING CONNECTOR

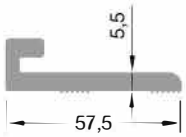
Teorik Ağırlık (Kg/mt.)
Theoretical Weight (Kg/mt.)

1.020

Statik Değer
Statics

Jxx : 0.55 cm⁴

Jyy : 11.03 cm⁴



4315
Aşık Sabitleme Klipsi
CORNER CLAMP CONNECTOR

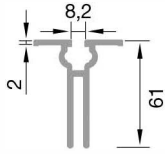
Teorik Ağırlık (Kg/mt.)
Theoretical Weight (Kg/mt.)

1.110

Statik Değer
Statics

Jxx : 0.62 cm⁴

Jyy : 12.73 cm⁴



4030
Omega Kiriş Profili
OMEGA BEAM PROFILE

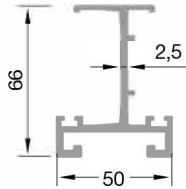
Teorik Ağırlık (Kg/mt.)
Theoretical Weight (Kg/mt.)

1.100

Statik Değer
Statics

Jxx : 14.81 cm⁴

Jyy : 3.17 cm⁴



4032
"I" Aşık Profili
"I" PURLIN PROFILE

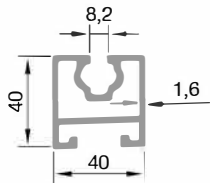
Teorik Ağırlık (Kg/mt.)
Theoretical Weight (Kg/mt.)

1.265

Statik Değer
Statics

Jxx : 22.96 cm⁴

Jyy : 8.98 cm⁴



4033
Omega Aşık Profili
OHMEGA PURLIN PROFILE

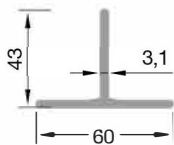
Teorik Ağırlık (Kg/mt.)
Theoretical Weight (Kg/mt.)

1.105

Statik Değer
Statics

Jxx : 7.87 cm⁴

Jyy : 6.89 cm⁴



4031
Omega Aşık Profili
OHMEGA PURLIN PROFILE


Teorik Ağırlık (Kg/mt.)
Theoretical Weight (Kg/mt.)

0.820

Statik Değer
Statics

Jxx : 4.89 cm⁴

Jyy : 4.90 cm⁴

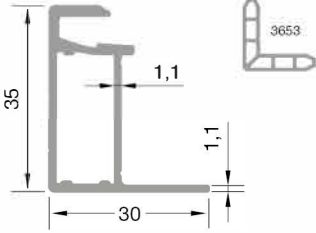


PANEL ÇERÇEVE GRUBU / PANEL FRAME GROUP

Profil Şekli / Drawing

Kod / Code

Teknik Özellikler / Technical Specifications



6290
35'lik Panel Silikon
35'S PANEL SILICONE

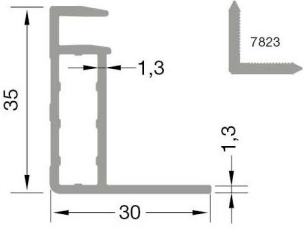
Teorik Ağırlık (Kg/mt.)
Theoretical Weight (Kg/mt.)

0.425

Statik Değer
Statics

Jxx : 2.52 cm⁴

Jyy : 0.63 cm⁴



4097
35'lik Panel Bant
35'S PANEL BAND

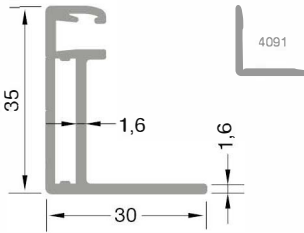
Teorik Ağırlık (Kg/mt.)
Theoretical Weight (Kg/mt.)

0.410

Statik Değer
Statics

Jxx : 2.31 cm⁴

Jyy : 0.52 cm⁴



8264
35'lik Panel Silikon
35'S PANEL SILICONE

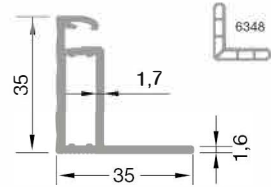
Teorik Ağırlık (Kg/mt.)
Theoretical Weight (Kg/mt.)

0.465

Statik Değer
Statics

Jxx : 2.72 cm⁴

Jyy : 0.62 cm⁴



6349
35'lik Panel Silikon
35'S PANEL SILICONE

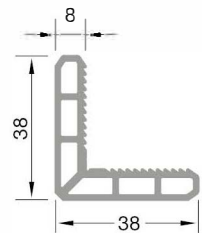
Teorik Ağırlık (Kg/mt.)
Theoretical Weight (Kg/mt.)

0.530

Statik Değer
Statics

Jxx : 3.17 cm⁴

Jyy : 0.90 cm⁴



6348
Panel Köşe Takoğu
PANEL CORNER BLOCK

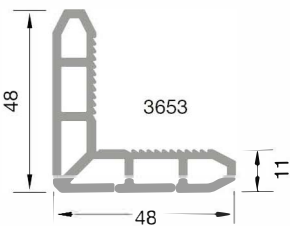
Teorik Ağırlık (Kg/mt.)
Theoretical Weight (Kg/mt.)

0.625

Statik Değer
Statics

Jxx : 1.33 cm⁴

Jyy : 4.30 cm⁴



3653
Panel Köşe Takoğu
PANEL CORNER BLOCK

Teorik Ağırlık (Kg/mt.)
Theoretical Weight (Kg/mt.)

1.040

Statik Değer
Statics

Jxx : 11.49 cm⁴

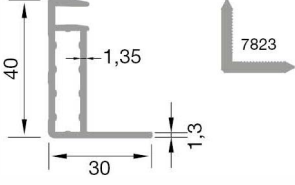
Jyy : 3.71 cm⁴

PANEL ÇERÇEVE GRUBU / PANEL FRAME GROUP

Profil Şekli / Drawing

Kod / Code

Teknik Özellikler / Technical Specifications



4099
40'lık Panel Bant
40'S PANEL BAND

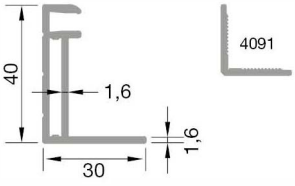
Teorik Ağırlık (Kg/mt.)
Theoretical Weight (Kg/mt.)

0.465

Statik Değer
Statics

Jxx : 3.32 cm⁴

Jyy : 0.62 cm⁴



4141
40'lık Panel Silikon Bant
40'S PANEL SILICONE BAND

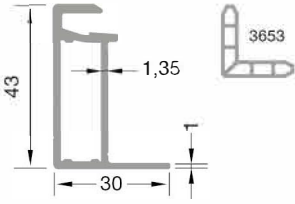
Teorik Ağırlık (Kg/mt.)
Theoretical Weight (Kg/mt.)

0.515

Statik Değer
Statics

Jxx : 3.76 cm⁴

Jyy : 0.69 cm⁴



8071
43'lük Panel Silikon
43'S PANEL SILICONE

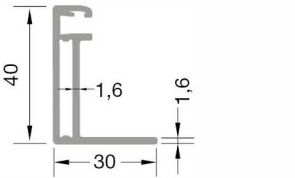
Teorik Ağırlık (Kg/mt.)
Theoretical Weight (Kg/mt.)

0.540

Statik Değer
Statics

Jxx : 4.55 cm⁴

Jyy : 0.83 cm⁴



8293
40'lık Panel Silikon
40'S PANEL SILICONE

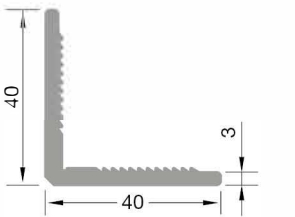
Teorik Ağırlık (Kg/mt.)
Theoretical Weight (Kg/mt.)

0.505

Statik Değer
Statics

Jxx : 3.71 cm⁴

Jyy : 0.67 cm⁴



4091
Panel Köşe Takoğu
PANEL CORNER BLOCK

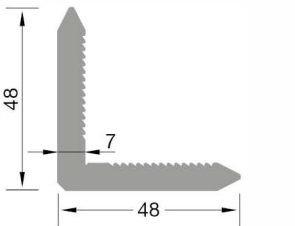
Teorik Ağırlık (Kg/mt.)
Theoretical Weight (Kg/mt.)

0.725

Statik Değer
Statics

Jxx : 1.56 cm⁴

Jyy : 6.19 cm⁴



7823
Panel Köşe Takoğu
PANEL CORNER BLOCK

Teorik Ağırlık (Kg/mt.)
Theoretical Weight (Kg/mt.)

1.485

Statik Değer
Statics

Jxx : 16.15 cm⁴

Jyy : 4.27 cm⁴

Arazi Montaj Grubu

Field Installation Group

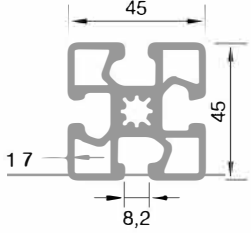


ARAZİ MONTAJ GRUBU / FIELD INSTALLATION GROUP

Profil Şekli / Drawing

Kod / Code

Teknik Özellikler / Technical Specifications



2711
Sigma Profil
Sigma Profile

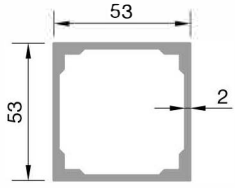
Teorik Ağırlık (Kg/mt.)
Theoretical Weight (Kg/mt.)

1.840

Statik Değer
Statics

Jxx : 12.16 cm⁴

Jyy : 12.16 cm⁴



4316
Dikme Profil
PILLAR PROFILE

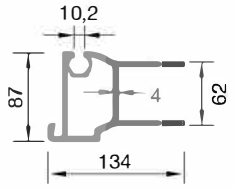
Teorik Ağırlık (Kg/mt.)
Theoretical Weight (Kg/mt.)

1.485

Statik Değer
Statics

Jxx : 23.76 cm⁴

Jyy : 23.76 cm⁴



4313
Dikme Bağ. Profil
GIRDER CONNECTOR PROFILE

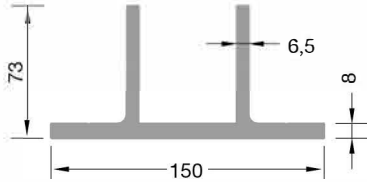
Teorik Ağırlık (Kg/mt.)
Theoretical Weight (Kg/mt.)

4.710

Statik Değer
Statics

Jxx : 240.07 cm⁴

Jyy : 147.12 cm⁴



5279
Beton Bağ. Profil
FLOOR CONNECTOR BROCKET

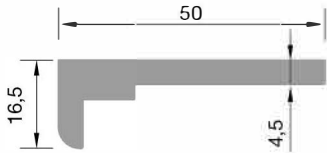
Teorik Ağırlık (Kg/mt.)
Theoretical Weight (Kg/mt.)

5.585

Statik Değer
Statics

Jxx : 96.25 cm⁴

Jyy : 30.34 cm⁴



4312
Dikme Bağ. Klips
GIRDER CONNECTOR CLIP

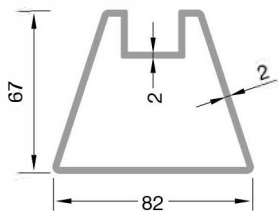
Teorik Ağırlık (Kg/mt.)
Theoretical Weight (Kg/mt.)

0.840

Statik Değer
Statics

Jxx : 7.34 cm⁴

Jyy : 0.27 cm⁴



4309
Aşık Ekleme Profil
PURLIN CONNECTOR PROFILE

Teorik Ağırlık (Kg/mt.)
Theoretical Weight (Kg/mt.)

1.580

Statik Değer
Statics

Jxx : 33.66 cm⁴

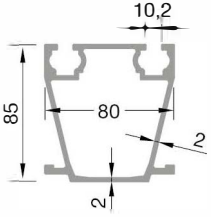
Jyy : 35.44 cm⁴

ARAZİ MONTAJ GRUBU / FIELD INSTALLATION GROUP

Profil Şekli / Drawing

Kod / Code

Teknik Özellikler / Technical Specifications



4311
85'lik Kiriş Profil
85'S BEAM PROFILE

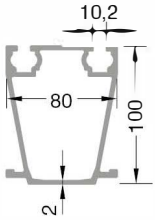
Teorik Ağırlık (Kg/mt.)
Theoretical Weight (Kg/mt.)

2.510

Statik Değer
Statics

Jxx : 91.83 cm⁴

Jyy : 76.95 cm⁴



7373
100'lük Kiriş Profil
100'S BEAM PROFILE

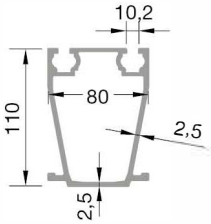
Teorik Ağırlık (Kg/mt.)
Theoretical Weight (Kg/mt.)

2.695

Statik Değer
Statics

Jxx : 137.32 cm⁴

Jyy : 84.60 cm⁴



7375
110'lük Kiriş Profil
110'S BEAM PROFILE

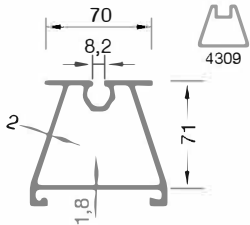
Teorik Ağırlık (Kg/mt.)
Theoretical Weight (Kg/mt.)

2.985

Statik Değer
Statics

Jxx : 179.79 cm⁴

Jyy : 97.48 cm⁴



4310
80'lik Aşık Profil
80'S PURLIN PROFILE

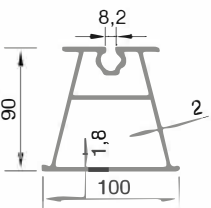
Teorik Ağırlık (Kg/mt.)
Theoretical Weight (Kg/mt.)

2.150

Statik Değer
Statics

Jxx : 55.96 cm⁴

Jyy : 56.88 cm⁴



7372
90'lik Aşık Profil
90'S PURLIN PROFILE

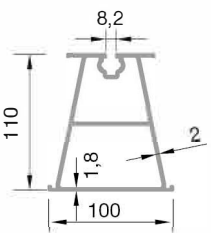
Teorik Ağırlık (Kg/mt.)
Theoretical Weight (Kg/mt.)

2.385

Statik Değer
Statics

Jxx : 95.02 cm⁴

Jyy : 64.09 cm⁴



7374
110'lik Aşık Profil
110'S PURLIN PROFILE

Teorik Ağırlık (Kg/mt.)
Theoretical Weight (Kg/mt.)

2.630

Statik Değer
Statics

Jxx : 151.81 cm⁴

Jyy : 73.19 cm⁴

“enerjinizi ayakta tutuyoruz”

"We keep your energy standing"

